

FACILITY NAME:

ADDRESS:

REVIEWER NAME:



LLSC

RHODE ISLAND EARLY LEARNING FACILITY NEEDS ASSESSMENT

SITE VISIT TOOL



MEASUREMENT

TRUE

FALSE

N/A

IMPACT

FIX

INTRODUCTION

This tool is designed to assess early learning facilities (physical space) in Rhode Island, but pulls from an array of national as well as local standards. The tool is structured so that it can be readily modified to be used in other geographies. Contact us for more information.

- Rhode Island Department for Children, Youth and Families Group Child Care Program Regulations for Licensure
- Rhode Island Department of Education Comprehensive Early Childhood Education Programs Standards for Approval of Preschool and Kindergarten Programs
- BrightStars Framework
- Early Childhood Environmental Rating Scale (ECERS) and Infant Toddler Environmental Rating Scale (ITERS)
- Americans with Disabilities Act (ADA) as it pertains to child care and educational spaces
- U.S. Consumer Product Safety Commission, Public Playground Safety Guidelines









Additional consideration was given to established best practice as it relates to both safety and quality in physical spaces for young children.

The tool was developed for use as part of the early learning facilities needs assessment conducted by the Rhode Island Child Care Facilities Fund (RICCFF) in the spring of 2014. However, it may also be used by programs to self-evaluate their spaces and to create corresponding action plans.

Each item in the tool is rated true, false or n/a. Note that true and false responses were used for consistent collection of data and do not necessarily correlate to a positive or negative feature. For example, Item #175 reads “Access to playground requires crossing potentially unsafe area (e.g., street, parking lot, etc.)” This will be answered “True” if accurate, but does not represent a positive attribute.

Items in the tool are coded with icons in the categories of measurement, impact, and fix. The key for these icons appears below.

CONTENTS

-  INTRODUCTORY INTERVIEW WITH ADMINISTRATOR 2
-  BUILDING EXTERIOR & ENTRY 5
-  COMMON AREAS. 10
-  CLASSROOM CHARACTERISTICS. 19
-  PLAYGROUND 37
-  SAFETY & ENVIRONMENTAL 47
-  BUILDING SYSTEMS & SUPPORTS. 53
-  WRAP-UP 56

MEASUREMENT

 ASK  MEASURE  OBSERVE

IMPACT

 ALL  DCYF  RIDE  ADA

 BRIGHTSTARS  BASIC SAFETY  QUALITY

FIX

 VARIES  MAINTENANCE  MINOR RENOVATION/REPAIR

 MAJOR RENOVATION  PURCHASE  ADJUST PRACTICE

1. Number and ages of children served in this facility?
2. Are you operating at full enrollment? If no, why?
3. Do you accept CCAP children? If so, what percentage of your enrollment is typically CCAP?
4. Have any facility issues been identified by DCYF licensing or RIDE? If so, describe.
5. Are there other facility issues that have arisen because of participation in BrightStars or some other quality or regulatory body (e.g., NAEYC, Head Start, etc.)?
6. How long have you been in this space?
7. Do you own the facility?
8. What are your annual occupancy costs? (Occupancy costs include mortgage or rent, maintenance, insurance, and utilities.)
9. Have you made building improvements since moving into this facility?



10. Have you ever had an energy audit?

11. Have you taken any measures to reduce occupancy costs?

12. Do you conduct any kind of routine facility inspections or self-assessment? If so, whose responsibility is this? Do you maintain that documentation as well as documentation of corrections that are made?

13. Do you conduct regular playground safety inspections? If so, whose responsibility is this? Do you maintain that documentation as well as documentation of corrections that are made?

14. What do you like most about your space?

15. What are your biggest challenges in this space?

16. If you have challenges with the space what, if any, steps have you taken so far to try to resolve those challenges?

17. What else do you think we should know?



Additional notes:

SECTION 1 BUILDING EXTERIOR AND ENTRY

General notes and observations:

MEASUREMENT

? ASK  MEASURE  OBSERVE

IMPACT






















A ALL **DC YF** DCYF **RI DE** RIDE **ADA** ADA
 BRIGHTSTARS  BASIC SAFETY  QUALITY

FIX

V VARIES  MAINTENANCE  MINOR RENOVATION/REPAIR
 MAJOR RENOVATION **\$** PURCHASE  ADJUST PRACTICE

SECTION 1 BUILDING EXTERIOR AND ENTRY

CONTINUED

MEASUREMENT		TRUE	FALSE	N/A	IMPACT	FIX
1A. BUILDING EXTERIOR						
	1. Area is free of trash and debris. COMMENT:				!	
	2. Windows and trim are in good condition (no broken panes, trim not cracked/falling off, etc.). COMMENT:				!	
	3. Exterior of building including stairs, sidewalk, etc., is in good condition. COMMENT:				!	
	4. Trees, shrubs, and lawn appear well-maintained. COMMENT:				!	
	5. Area between parking and entry is free of obvious child hazards, including poisonous plantings, sharp objects, major tripping hazards, etc. COMMENT:				!	 
	6. Walls are free of graffiti. COMMENT:					
 ?	7. Roof appears to be in good condition. COMMENT:				!	 
	8. Building exterior and entry are appealing and inviting. COMMENT:					 

MEASUREMENT

- ? ASK
-  MEASURE
-  OBSERVE

IMPACT













- A** ALL
- DC YF** DCYF
- RI DE** RIDE
- ADA** ADA
- ★ BRIGHTSTARS
- ! BASIC SAFETY
- 🏆 QUALITY

FIX

- V** VARIES
-  MAINTENANCE
-  MINOR RENOVATION/REPAIR
-  MAJOR RENOVATION
- \$** PURCHASE
-  ADJUST PRACTICE

SECTION 1 BUILDING EXTERIOR AND ENTRY

CONTINUED

MEASUREMENT		TRUE	FALSE	N/A	IMPACT	FIX
	<p>9. Note here any other comments or observations related to building exterior.</p> <p>COMMENT:</p>					
	<p>1B. PARKING</p> <p> 10. Drop-off/pick-up parking is located near center entrance.</p> <p>COMMENT:</p> <p>  11. Sufficient parking is available for staff and families.</p> <p>COMMENT:</p> <p> 12. Drop-off/pick-up parking area is located where children don't have to cross in front of moving vehicles.</p> <p>COMMENT:</p> <p>13. Note here any other comments or observations related to parking.</p> <p>COMMENT:</p>				<p> </p> <p> </p> <p></p>	<p></p> <p></p> <p></p>

MEASUREMENT

 ASK  MEASURE  OBSERVE

IMPACT

 ALL  DCYF  RIDE  ADA

 BRIGHTSTARS  BASIC SAFETY  QUALITY

FIX

 VARIES  MAINTENANCE  MINOR RENOVATION/REPAIR

 MAJOR RENOVATION  PURCHASE  ADJUST PRACTICE

SECTION 1 BUILDING EXTERIOR AND ENTRY

CONTINUED

MEASUREMENT		TRUE	FALSE	N/A	IMPACT	FIX
	<h3>1C. EXTERIOR LIGHTING</h3> <p> ? 14. Building and playground have working security lighting. COMMENT:</p> <p> ? 15. Entrance and parking area have adequate working lighting. COMMENT:</p> <p>16. Note here any other comments or observations related to exterior lighting. COMMENT:</p>				!	🔨
	<h3>1D. EXTERIOR/INTERIOR SIGNAGE AND SECURITY</h3> <p> 17. Exterior signage clearly welcomes families and visitors and directs them to the entrance. COMMENT:</p> <p> 18. Interior signage clearly directs visitors to a reception area. COMMENT:</p> <p> 19. Staff have a clear view of anyone entering the center. COMMENT:</p> <p> 20. Spaces occupied by children have controlled access (i.e., locked door, key pad, etc.). COMMENT:</p>				! 🏆	🔨 🖐️
					!	🔨 🖐️
					A	V
					A	🔨

MEASUREMENT ASK MEASURE OBSERVE	IMPACT A ALL DC YF DCYF RI DE RIDE ADA ADA BRIGHTSTARS BASIC SAFETY QUALITY	FIX V VARIES MAINTENANCE MINOR RENOVATION/REPAIR MAJOR RENOVATION \$ PURCHASE ADJUST PRACTICE
---	--	---

SECTION 1 BUILDING EXTERIOR AND ENTRY

CONTINUED

MEASUREMENT	TRUE	FALSE	N/A	IMPACT	FIX
<p>21. Note here any other comments or observations related to exterior/ interior signage and security.</p> <p>COMMENT:</p>					

MEASUREMENT

? ASK  MEASURE  OBSERVE

IMPACT

A ALL **DC YF** DCYF **RI DE** RIDE **ADA** ADA
 BRIGHTSTARS  BASIC SAFETY  QUALITY

FIX

V VARIES  MAINTENANCE  MINOR RENOVATION/REPAIR
 MAJOR RENOVATION **\$** PURCHASE  ADJUST PRACTICE

SECTION **2** COMMON AREAS

General notes and observations:

MEASUREMENT

 ASK  MEASURE  OBSERVE

IMPACT

A ALL **DC YF** DCYF **RI DE** RIDE **ADA** ADA
 BRIGHTSTARS  BASIC SAFETY  QUALITY

FIX

V VARIES  MAINTENANCE  MINOR RENOVATION/REPAIR
 MAJOR RENOVATION **\$** PURCHASE  ADJUST PRACTICE

SECTION 2 COMMON AREAS

CONTINUED

MEASUREMENT		TRUE	FALSE	N/A	IMPACT	FIX
	2A. LIFE SAFETY					
	<p>22. Emergency exits and pathways are clearly identified.</p> <p>COMMENT:</p>				!	
	<p>23. Emergency lighting is available when normal lighting systems fail, and permits orderly egress from building.</p> <p>COMMENT:</p>				! RIDE	
	<p>24. Emergency exits are convenient and unobstructed.</p> <p>COMMENT:</p>				A	V
	<p>25. Note here any other comments or observations related to life safety.</p> <p>COMMENT:</p>					
	2B. ACCESSIBILITY					
	<p>26. Common doorways are at least 32 inches wide.</p> <p>COMMENT:</p>				ADA	
	<p>27. Classroom doorways are at least 32 inches wide.</p> <p>COMMENT:</p>				ADA	
	<p>28. Loose carpeting or mats are a maximum of 1/2 inch high.</p> <p>COMMENT:</p>				ADA	

MEASUREMENT



IMPACT













FIX



SECTION 2 COMMON AREAS

CONTINUED

MEASUREMENT		TRUE	FALSE	N/A	IMPACT	FIX
	<p>29. Doors children use to access play areas are accessible (i.e., at grade, ramped, etc.).</p> <p>COMMENT:</p> <p>Measure width of hallways, subtracting space occupied by furnishings or equipment stored there. Indicate open hallway space measurement here:</p>				ADA	V
	<p>30. Hallways meet OSHA standard of at least 28 inches wide.</p> <p>COMMENT:</p>				!	
	<p>31. Hallways meet ADA standard of at least 36 inches wide.</p> <p>COMMENT:</p>				ADA	
	<p>32. Door handles are no higher than 48 inches.</p> <p>COMMENT:</p>				ADA	
	<p>33. Door handles are operable with a closed fist.</p> <p>COMMENT:</p>				ADA	
	<p>34. Note here any other comments or observations related to accessibility.</p> <p>COMMENT:</p> <p></p> <p>Note: Accessibility of restrooms evaluated later in this tool.</p>					

MEASUREMENT

-  ASK
-  MEASURE
-  OBSERVE

IMPACT

- A** ALL
- DC YF** DCYF
- RI DE** RIDE
- ADA** ADA
-  BRIGHTSTARS
- !** BASIC SAFETY
-  QUALITY

FIX

- V** VARIES
-  MAINTENANCE
-  MINOR RENOVATION/REPAIR
-  MAJOR RENOVATION
- \$** PURCHASE
-  ADJUST PRACTICE

SECTION 2 COMMON AREAS

CONTINUED

MEASUREMENT		TRUE	FALSE	N/A	IMPACT	FIX
2C. CIRCULATION						
	<p>35. All classroom spaces can be reached through a central corridor/hallway/common space, avoiding the need to cut through other children's classrooms.</p> <p>COMMENT:</p>				!	V
	<p>36. Corridors/hallways/common spaces are uncluttered and easily navigated.</p> <p>COMMENT:</p>				!	
	<p>37. Note here any other comments or observations related to circulation.</p> <p>COMMENT:</p>					
2D. INDOOR GROSS MOTOR						
?	<p>38. Designated space for active indoor play is available.</p> <p>COMMENT:</p>				★★★	V
?	<p>39. Designated indoor gross motor area is suitable for climbing, jumping, crawling, and balance equipment.</p> <p>COMMENT:</p>				★★★	
?	<p>40. Safety mats or protective flooring are available.</p> <p>COMMENT:</p>				A	
?	<p>41. Area is suitable for wheeled toys for different age groups.</p> <p>COMMENT:</p>					V

MEASUREMENT

? ASK MEASURE OBSERVE

IMPACT

A ALL **DC YF** DCYF **RI DE** RIDE **ADA** ADA
 ★★★ BRIGHTSTARS ! BASIC SAFETY QUALITY

FIX

V VARIES MAINTENANCE MINOR RENOVATION/REPAIR
 MAJOR RENOVATION \$ PURCHASE ADJUST PRACTICE

SECTION 2 COMMON AREAS

CONTINUED

MEASUREMENT		TRUE	FALSE	N/A	IMPACT	FIX
? 42. There is convenient storage for indoor gross motor equipment. COMMENT: 43. Note here any other comments or observations related to indoor space for gross motor skills development. COMMENT:						
2E. CUSTODIAL/UTILITY SPACE						
 44. Center has a utility room separate from the kitchen with hot and cold running water. COMMENT:					DC YF	
 45. The utility room has a locking door. COMMENT:						
 46. There is secure storage for cleaning supplies. COMMENT:					DC YF	
 47. The mechanical and electrical equipment are in a space that is separate from children's areas. COMMENT:						
 48. The mechanical and electrical equipment are in a space that is securely locked. COMMENT:						

MEASUREMENT

ASK
 MEASURE
 OBSERVE

IMPACT









ALL
 DCYF
 RIDE
 ADA
 BRIGHTSTARS
 BASIC SAFETY
 QUALITY

FIX

VARIES
 MAINTENANCE
 MINOR RENOVATION/REPAIR
 MAJOR RENOVATION
 PURCHASE
 ADJUST PRACTICE

SECTION 2 COMMON AREAS

CONTINUED

MEASUREMENT		TRUE	FALSE	N/A	IMPACT	FIX
	<p>49. Note here any other comments or observations related to custodial/utility space.</p> <p>COMMENT:</p>					
	<p>2F. ADULT SPACES</p> <p> ? 50. There is a designated space outside the classroom for teacher prep and planning.</p> <p>COMMENT:</p>				 RI DE	V
	<p> ? 51. There is a designated space outside the classroom for staff breaks.</p> <p>COMMENT:</p>					V
	<p> ? 52. Office space is sufficient for effective administration of program, including space to meet privately with staff.</p> <p>COMMENT:</p>					V
	<p> ? 53. There is a designated and confidential space to meet with parents and outside professionals.</p> <p>COMMENT:</p>					V
	<p>54. Note here any other comments or observations related to adult spaces.</p> <p>COMMENT:</p>					

MEASUREMENT

 ASK
  MEASURE
  OBSERVE

IMPACT












A ALL
 DC YF DCYF
 RI DE RIDE
 ADA ADA
  BRIGHTSTARS
  BASIC SAFETY
  QUALITY

FIX

V VARIES
  MAINTENANCE
  MINOR RENOVATION/REPAIR
  MAJOR RENOVATION
  PURCHASE
  ADJUST PRACTICE

SECTION 2 COMMON AREAS

CONTINUED

MEASUREMENT		TRUE	FALSE	N/A	IMPACT	FIX
2G. STORAGE						
 ?	55. There is locked storage for staff's personal possessions. COMMENT:				!	 
 ?	56. There is secure and sufficient storage for files, paperwork, and children's records. COMMENT:				DC YF	 
 ?	57. There is sufficient storage for bulk supplies, seasonal items, etc. COMMENT:					V
 ?	58. There is secure and appropriate storage for first aid supplies. COMMENT:				DC YF	 
	59. Note here any other comments or observations related to storage. COMMENT:					

MEASUREMENT

? ASK  MEASURE  OBSERVE

IMPACT














A ALL **DC YF** DCYF **RI DE** RIDE **ADA** ADA
 BRIGHTSTARS **!** BASIC SAFETY  QUALITY

FIX

V VARIES  MAINTENANCE  MINOR RENOVATION/REPAIR
 MAJOR RENOVATION **\$** PURCHASE  ADJUST PRACTICE

SECTION 2 COMMON AREAS

CONTINUED

MEASUREMENT		TRUE	FALSE	N/A	IMPACT	FIX
2H. ADULT RESTROOM FACILITIES						
 	60. Center has separate toilet facilities for staff/adults within same building. COMMENT:				A	
 	61. Center has at least one fully handicapped accessible bathroom. COMMENT:				ADA	
	62. Note here any other comments or observations related to adult restroom facilities. COMMENT:					
2I. BUILDING SAFETY AND CONDITION (COMMON AREAS)						
	63. Ceiling is intact and free of water stains or excessive wear. COMMENT:				A	
	64. Flooring is free of excessive wear (e.g., cracks, peeling, torn carpet, etc.). COMMENT:				A	
	65. Walls and flooring are free of splinters and other similar hazards. COMMENT:				A	
	66. Walls and trim are free of peeling paint. COMMENT:				A	

MEASUREMENT

-  ASK
-  MEASURE
-  OBSERVE

IMPACT

- A** ALL
- DC YF** DCYF
- RI DE** RIDE
- ADA** ADA
-  BRIGHTSTARS
-  BASIC SAFETY
-  QUALITY

FIX

- V** VARIES
-  MAINTENANCE
-  MINOR RENOVATION/REPAIR
-  MAJOR RENOVATION
- \$** PURCHASE
-  ADJUST PRACTICE

SECTION 2 COMMON AREAS

CONTINUED

MEASUREMENT		TRUE	FALSE	N/A	IMPACT	FIX
	<p>67. Common areas (e.g., reception, hallways, meeting spaces, etc.) have an overall well-maintained and inviting appearance.</p> <p>COMMENT:</p>					
	<p>68. Stairways used by children have a second handrail placed at child height no higher than 24 inches from stair tread.</p> <p>COMMENT:</p>				A	
	<p>69. Note here any other comments or observations related to overall building safety and condition.</p> <p>COMMENT:</p>					

MEASUREMENT

ASK MEASURE OBSERVE

IMPACT

A ALL **DC YF** DCYF **RI DE** RIDE **ADA** ADA
 BRIGHTSTARS BASIC SAFETY QUALITY

FIX

V VARIES MAINTENANCE MINOR RENOVATION/REPAIR
 MAJOR RENOVATION **\$** PURCHASE ADJUST PRACTICE

SECTION 3 CLASSROOM CHARACTERISTICS

General notes and observations:

MEASUREMENT

? ASK  MEASURE  OBSERVE

IMPACT








A ALL **DC** DCYF **RI** RIDE **ADA** ADA
★ BRIGHTSTARS **!** BASIC SAFETY  QUALITY

FIX

V VARIES  MAINTENANCE  MINOR RENOVATION/REPAIR
 MAJOR RENOVATION **\$** PURCHASE  ADJUST PRACTICE

SECTION 3 CLASSROOM CHARACTERISTICS

CONTINUED

MEASUREMENT		TRUE	FALSE	N/A	IMPACT	FIX
3A. GROUP SIZE: PRESCHOOL						
 ?	70. Each preschool-aged group is divided by floor-to-ceiling walls. COMMENT:				A	V
 ?	71. Each preschool-aged group is divided by other stable dividers (built-in/bolted to floor or walls/fixed in place) that are at least 4 feet high. COMMENT:				A	V
 ?	72. Some preschool spaces are physically divided with walls or 4-foot dividers, but some are presently divided using furnishings or other portable equipment or materials only. COMMENT:				A	V
 ?	73. Preschool spaces are divided with movable furnishings, equipment, or materials only. COMMENT:				A	V
 ?	74. Each physically defined preschool room has a full array of equipment and furnishings. COMMENT:				A	V
 ?	75. Preschool classrooms share some furnishings and equipment. COMMENT:				A	V
 ?	76. Preschool groups within defined physical spaces have no more than the 18-20 children (dependent upon age group) allowed by regulation. COMMENT:				A	V

MEASUREMENT

? ASK  MEASURE  OBSERVE

IMPACT

A ALL **DC YF** DCYF **RI DE** RIDE **ADA** ADA
 BRIGHTSTARS  BASIC SAFETY  QUALITY

FIX

V VARIES  MAINTENANCE  MINOR RENOVATION/REPAIR
 MAJOR RENOVATION **\$** PURCHASE  ADJUST PRACTICE

SECTION 3 CLASSROOM CHARACTERISTICS

CONTINUED

MEASUREMENT		TRUE	FALSE	N/A	IMPACT	FIX
? 77. Some preschool classrooms have more than 18-20 children. COMMENT: 78. Note here any other comments or observations related to preschool group size. COMMENT:					A	V
3B. GROUP SIZE: TODDLER						
? 79. Each toddler-aged group is divided by floor-to-ceiling walls. COMMENT:					A	V
? 80. Each toddler-aged group is divided by other stable dividers (built-in/ bolted to floor or walls/fixed in place) that are at least 4 feet high. COMMENT:					A	V
? 81. Some toddler spaces are physically divided with walls or 4-foot dividers, but some are presently divided using furnishings or other portable equipment or materials only. COMMENT:					A	V
? 82. Toddler spaces are divided with movable furnishings, equipment, or materials only. COMMENT:					A	V
? 83. Each physically defined toddler room has a full array of equipment and furnishings. COMMENT:					A	V

MEASUREMENT

ASK
 MEASURE
 OBSERVE

IMPACT







A ALL
 DC YF DCYF
 RI DE RIDE
 ADA ADA
 BRIGHTSTARS
 ! BASIC SAFETY
 QUALITY

FIX

V VARIES
 MAINTENANCE
 MINOR RENOVATION/REPAIR
 MAJOR RENOVATION
 \$ PURCHASE
 ADJUST PRACTICE

SECTION 3 CLASSROOM CHARACTERISTICS

CONTINUED

MEASUREMENT		TRUE	FALSE	N/A	IMPACT	FIX
 ?	84. Toddler classrooms share some furnishings and equipment. COMMENT:				A	V
 ?	85. Toddler groups within defined physical spaces have no more than 12 children. COMMENT:				A	V
 ?	86. Some toddler classrooms have more than 12 children. COMMENT:				A	V
	87. Note here any other comments or observations related to toddler group size. COMMENT:					
3C. GROUP SIZE: INFANT						
	88. Each infant group is divided by floor-to-ceiling walls. COMMENT:				A	V
	89. Each infant group is divided by other stable dividers (built-in/bolted to floor or walls/fixed in place) that are at least 4 feet high. COMMENT:				A	V
	90. Some infant spaces are physically divided with walls or 4-foot dividers, but some are presently divided using furnishings or other portable equipment or materials only. COMMENT:				A	V

MEASUREMENT



IMPACT








FIX



SECTION 3 CLASSROOM CHARACTERISTICS

CONTINUED

MEASUREMENT		TRUE	FALSE	N/A	IMPACT	FIX
	<p>91. Infant spaces are divided with movable furnishings, equipment, or materials only.</p> <p>COMMENT:</p>				A	V
	<p>92. Each physically defined infant room has a full array of equipment and furnishings.</p> <p>COMMENT:</p>				A	V
	<p>93. Infant classrooms share some furnishings and equipment.</p> <p>COMMENT:</p>				A	V
	<p>94. Infant groups within defined physical spaces have no more than 8 children.</p> <p>COMMENT:</p>				A	V
	<p>95. Some infant classrooms have more than 8 children.</p> <p>COMMENT:</p>				A	V
	<p>96. Note here any other comments or observations related to infant group size.</p> <p>COMMENT:</p>					

MEASUREMENT

 ASK  MEASURE  OBSERVE

IMPACT

A ALL **DC YF** DCYF **RI DE** RIDE **ADA** ADA
 BRIGHTSTARS  BASIC SAFETY  QUALITY

FIX

V VARIES  MAINTENANCE  MINOR RENOVATION/REPAIR
 MAJOR RENOVATION  PURCHASE  ADJUST PRACTICE

SECTION 3 CLASSROOM CHARACTERISTICS

CONTINUED

MEASUREMENT		TRUE	FALSE	N/A	IMPACT	FIX
	3D. LOCATION OF CHILDREN'S SPACES					
	<p>97. All areas used by children (including classrooms, bathrooms, gross motor spaces, libraries, etc.) are located on the first floor.</p> <p>COMMENT:</p>				DC YF RI DE	V
	<p>98. All areas used by children (including classrooms, bathrooms, gross motor spaces, libraries, etc.) are located on the same floor.</p> <p>COMMENT:</p>				DC YF RI DE	V
	<p>99. All classrooms are located on first floor but other areas (i.e., bathrooms, indoor gross motor spaces, etc.) are located on other floors.</p> <p>COMMENT:</p>				DC YF RI DE	V
	<p>100. Some, but not all, classrooms are located below ground.</p> <p>COMMENT:</p>				DC YF RI DE	V
	<p>101. All classrooms are located below ground.</p> <p>COMMENT:</p>				DC YF RI DE	V
	<p>102. All preschool classrooms are located on second floor.</p> <p>COMMENT:</p>				DC YF RI DE	V
	<p>103. Some, but not all, preschool classrooms are located on second floor.</p> <p>COMMENT:</p>				DC YF RI DE	V

MEASUREMENT

ASK
 MEASURE
 OBSERVE

IMPACT












ALL
 DCYF
 RIDE
 ADA
 BRIGHTSTARS
 BASIC SAFETY
 QUALITY

FIX

VARIES
 MAINTENANCE
 MINOR RENOVATION/REPAIR
 MAJOR RENOVATION
 PURCHASE
 ADJUST PRACTICE

SECTION 3 CLASSROOM CHARACTERISTICS

CONTINUED

MEASUREMENT		TRUE	FALSE	N/A	IMPACT	FIX
	<p>104. Infant/Toddler classrooms are located on second floor.</p> <p>COMMENT:</p>				<p>DC YF</p> <p>RI DE</p>	V
	<p>105. Note here any other comments or observations related to location of children's spaces.</p> <p>COMMENT:</p>					
	3E. NATURAL LIGHTING					
	<p>106. Every classroom has at least one exterior window children can see out.</p> <p>COMMENT:</p>					V
	<p>107. Every classroom has multiple exterior windows children can see out.</p> <p>COMMENT:</p>					V
	<p>108. Every classroom has an exterior window or skylight, but children cannot see outdoors.</p> <p>COMMENT:</p>				<p>DC YF</p> <p>RI DE</p> 	V
	<p>109. Some classrooms have access to natural light only through shared spaces (i.e., classroom in back of large open space and can see light across building but none in actual classroom space).</p> <p>COMMENT:</p>				<p>DC YF</p> <p>RI DE</p> 	V
	<p>110. Some classrooms have windows or skylights, but some do not.</p> <p>COMMENT:</p>				<p>DC YF</p> <p>RI DE</p> 	V

MEASUREMENT

 ASK  MEASURE  OBSERVE

IMPACT


















A ALL **DC YF** DCYF **RI DE** RIDE **ADA** ADA
 BRIGHTSTARS  BASIC SAFETY  QUALITY

FIX

V VARIES  MAINTENANCE  MINOR RENOVATION/REPAIR
 MAJOR RENOVATION **\$** PURCHASE  ADJUST PRACTICE

SECTION 3 CLASSROOM CHARACTERISTICS

CONTINUED

MEASUREMENT		TRUE	FALSE	N/A	IMPACT	FIX
	<p>111. No classrooms have natural light through window or skylight.</p> <p>COMMENT:</p>				<p>DC YF</p> <p>RI DE</p> 	<p>V</p>
	<p>112. Note here any other comments or observations related to natural lighting.</p> <p>COMMENT:</p>					
3F. ARTIFICIAL LIGHTING						
	<p>113. Classrooms have varied lighting types.</p> <p>COMMENT:</p>					
	<p>114. Lighting levels can be adjusted through dimmers or multiple switches in classrooms.</p> <p>COMMENT:</p>					
	<p>115. Fluorescent lighting is the only light source used.</p> <p>COMMENT:</p>					
	<p>116. Energy-efficient fixtures and/or bulbs are used for the majority of lighting.</p> <p>COMMENT:</p>					
	<p>117. Where natural lighting is sufficient to be primary lighting source, lights in the natural lighting zone are switched separately to save energy when natural light is most efficient.</p> <p>COMMENT:</p>					

MEASUREMENT

 ASK
  MEASURE
  OBSERVE

IMPACT

A ALL
 DC YF DCYF
 RI DE RIDE
 ADA ADA
  BRIGHTSTARS
  BASIC SAFETY
  QUALITY

FIX

V VARIES
  MAINTENANCE
  MINOR RENOVATION/REPAIR
  MAJOR RENOVATION
  PURCHASE
  ADJUST PRACTICE

SECTION 3 CLASSROOM CHARACTERISTICS

CONTINUED

MEASUREMENT

TRUE

FALSE

N/A

IMPACT

FIX

Utilizing light meter, sample approximately 50% of classrooms in various use areas, at height specified in table below. Enter data in the table:

Space	Average Min. Light Level	Recommended Reading	Observed Reading
General classroom areas	30" from the floor	20 fc	
Art areas, reading areas	30" from the floor	25 fc	
Music areas, quiet areas	30" from the floor	15 fc	
Corridors	on the floor	3 fc	



118. Majority of classroom areas have sufficient light, based on acceptable level guidance.

COMMENT:

119. Note here any other comments or observations related to artificial lighting.

COMMENT:



**RI
DE**



MEASUREMENT

IMPACT

FIX

? ASK MEASURE OBSERVE

A ALL **DC YF** DCYF **RI DE** RIDE **ADA** ADA
 BRIGHTSTARS BASIC SAFETY QUALITY

V VARIES MAINTENANCE MINOR RENOVATION/REPAIR
 MAJOR RENOVATION **\$** PURCHASE ADJUST PRACTICE

SECTION 3 CLASSROOM CHARACTERISTICS

CONTINUED

MEASUREMENT

TRUE

FALSE

N/A

IMPACT

FIX

3G. CLASSROOM ACOUSTICS

Using sound meter, take measurements in rooms with and without children and note readings in space below:

Room	With Children	Without Children
Room 1		
Room 2		
Room 3		
Room 4		
Room 5		
Room 6		



120. Noise level is appropriate in all classrooms.

COMMENT:



RI
DE

V



121. Noise level is appropriate in some classrooms.

COMMENT:



RI
DE

V



122. Noise level is not appropriate in any classrooms.

COMMENT:



RI
DE

V

123. Note here any other comments or observations related to classroom acoustics.

COMMENT:

MEASUREMENT

IMPACT

FIX



ASK



MEASURE



OBSERVE



ALL



DCYF



RIDE



ADA



BRIGHTSTARS



BASIC SAFETY



QUALITY



VARIES



MAINTENANCE



MINOR RENOVATION/REPAIR



MAJOR RENOVATION



PURCHASE



ADJUST PRACTICE

SECTION 3 CLASSROOM CHARACTERISTICS

CONTINUED

MEASUREMENT	TRUE	FALSE	N/A	IMPACT	FIX
3H. GENERAL CLASSROOM CONDITIONS					
	124. Ceilings are intact and free of water stains.			A	
COMMENT:					
	125. Flooring is in good repair/free of excessive wear (e.g., no cracked or peeling tiles, ripped carpeting, etc.).			A	
COMMENT:					
	126. Walls and floors are free of splinters and other apparent hazards.			A	
COMMENT:					
	127. Walls are free of peeling paint.			A	
COMMENT:					
	128. Heating units, air conditioners, and other fixed features are intact and in good working condition.			A	
COMMENT:					
129. Note here any other comments or observations related to general classroom conditions.					
COMMENT:					

MEASUREMENT



IMPACT


















FIX



SECTION 3 CLASSROOM CHARACTERISTICS

CONTINUED

MEASUREMENT		TRUE	FALSE	N/A	IMPACT	FIX
	3I. SAFETY OF CLASSROOM SPACES					
	130. Pillars and posts are wrapped with soft covering. COMMENT:				A	 
	131. Space is easily supervised. COMMENT:				A	V
	132. Heating units and pipes are securely covered. COMMENT:				A	 
	133. Doors have view panels for safe entry or exit from rooms. COMMENT:				!	
	134. Windows have protective barrier/shatterproof glass at child height. COMMENT:				!	
	135. Operable windows have secure screens. COMMENT:				A	
	136. Operable windows above the first floor have child-safe barriers. COMMENT:				A	
	137. Note here any other comments or observations related to safety of classroom spaces. COMMENT:					

MEASUREMENT



IMPACT



FIX



SECTION 3 CLASSROOM CHARACTERISTICS

CONTINUED

MEASUREMENT		TRUE	FALSE	N/A	IMPACT	FIX
	<h3>3J. CLASSROOM STORAGE</h3> <p>(For this criteria, answer based on general/overall observations of classroom spaces, what is representative of majority. Note exceptions or unusual circumstances in comments section and make additional notes as needed.)</p>					
	<p>138. Sufficient storage space is available for children’s materials and supplies used on a regular basis.</p> <p>COMMENT:</p>				A	V
	<p>139. Each child has an individual cubby that allows for the storage of that child’s belongings in a way that prevents them from touching others’ belongings or regularly falling on the floor.</p> <p>COMMENT:</p>				★★★	V
?	<p>140. Cots/mats are stored in an easily accessible location.</p> <p>COMMENT:</p>				🏆	V
?	<p>141. Medicines/hazardous materials are securely stored.</p> <p>COMMENT:</p>				A	👤
?	<p>142. Adults’ personal belongings can be securely stored.</p> <p>COMMENT:</p>				A	👤
	<p>143. Note here any other comments or observations related to classroom storage.</p> <p>COMMENT:</p>					

MEASUREMENT



IMPACT














FIX



SECTION 3 CLASSROOM CHARACTERISTICS

CONTINUED

MEASUREMENT		TRUE	FALSE	N/A	IMPACT	FIX
3K. CHILDREN'S BATHROOMS						
 ?	144. Bathroom opens directly into classroom. COMMENT:					V
 ?	145. Location and design of bathroom provides good sightlines into space. COMMENT:					V
 ?	146. Bathroom is located within reasonably close proximity (100 feet or less) to classroom. COMMENT:					V
 ?	147. Children must travel a substantial distance from classroom to reach bathroom facilities. COMMENT:					V
 ?	148. Center has a combination of classrooms with adjacent bathrooms and bathrooms requiring children to leave room. COMMENT:					V
 ?	149. Children's bathrooms are handicapped accessible (one stall of at least 32 inches wide). COMMENT:				ADA	V
	150. Note here any other comments or observations related to children's bathrooms. COMMENT:					

MEASUREMENT

 ASK  MEASURE  OBSERVE

IMPACT











A ALL **DC YF** DCYF **RI DE** RIDE **ADA** ADA
 BRIGHTSTARS  BASIC SAFETY  QUALITY

FIX

V VARIES  MAINTENANCE  MINOR RENOVATION/REPAIR
 MAJOR RENOVATION **\$** PURCHASE  ADJUST PRACTICE

SECTION 3 CLASSROOM CHARACTERISTICS

CONTINUED

MEASUREMENT		TRUE	FALSE	N/A	IMPACT	FIX
	3L. SINKS					
 ?	151. Each classroom has at least one child sink and one adult sink. COMMENT:					V
 ?	152. Each classroom has at least one adult sink but no child sink. COMMENT:					V
 ?	153. Each classroom has at least one sink that is shared by children and adults. COMMENT:					V
 ?	154. Some, but not all, classrooms have sinks. COMMENT:					V
 ?	155. Classrooms do not have sinks. COMMENT:					V
	156. Note here any other comments or observations related to classroom sinks. COMMENT: <hr/>					

MEASUREMENT

? ASK  MEASURE  OBSERVE

IMPACT



















A ALL **DC YF** DCYF **RI DE** RIDE **ADA** ADA
 BRIGHTSTARS  BASIC SAFETY  QUALITY

FIX

V VARIES  MAINTENANCE  MINOR RENOVATION/REPAIR
 MAJOR RENOVATION **\$** PURCHASE  ADJUST PRACTICE

SECTION 3 CLASSROOM CHARACTERISTICS

CONTINUED

MEASUREMENT		TRUE	FALSE	N/A	IMPACT	FIX
3M. INFANT/TODDLER ROOM FEATURES						
	157. Location of changing area allows teacher to continue to supervise classroom. COMMENT:				!	V
	158. Separate sinks are available for diaper changing and food preparation. COMMENT:				! 	V
	159. Diaper changing area is separated from food preparation area. COMMENT:				!   	
	160. There is an appropriate area for storage and preparation of infant formula. COMMENT:				DC YF   	
	161. There is a well-defined crib area for infants that allows them to rest comfortably away from the group while still ensuring easy supervision. COMMENT:				DC YF   	
	162. There is sufficient square footage to allow cribs to be spaced at least 2 feet apart. COMMENT:				DC YF	V
	163. There is sufficient square footage to allow cribs to be spaced at least 3 feet apart. COMMENT:					V

MEASUREMENT

? ASK  MEASURE  OBSERVE

IMPACT




A ALL **DC YF** DCYF **RI DE** RIDE **ADA** ADA
 BRIGHTSTARS **!** BASIC SAFETY  QUALITY

















FIX

V VARIES  MAINTENANCE  MINOR RENOVATION/REPAIR
 MAJOR RENOVATION **\$** PURCHASE  ADJUST PRACTICE

SECTION 3 CLASSROOM CHARACTERISTICS



CONTINUED

MEASUREMENT		TRUE	FALSE	N/A	IMPACT	FIX
	<p>164. Note here any other comments or observations related to infant/toddler room features.</p> <p>COMMENT:</p>					
	<p>3N. ROOM TEMPERATURE</p> <p> ? 165. Individual controls for classroom temperature allow for the center to maintain each room at appropriate temperature.</p> <p>COMMENT:</p> <p>Take sample temperature at child height and crib height in classrooms and note results here:</p>				! 	V
	<p> 166. Sample of classrooms indicates appropriate temperature: between 65 and 74 degrees at child height and at a minimum of 68 degrees at infant crib level.</p> <p>COMMENT:</p> <p>167. Note here any other comments or observations related to room temperature.</p> <p>COMMENT:</p>				DC YF	V

MEASUREMENT	IMPACT	FIX
 ASK  MEASURE  OBSERVE	 ALL  DCYF  RIDE  ADA  BRIGHTSTARS  BASIC SAFETY  QUALITY	 VARIES  MAINTENANCE  MINOR RENOVATION/REPAIR  MAJOR RENOVATION  PURCHASE  ADJUST PRACTICE

SECTION 3 CLASSROOM CHARACTERISTICS

CONTINUED

MEASUREMENT	TRUE	FALSE	N/A	IMPACT	FIX
<p>30. CLASSROOM LAYOUT</p> <p> ? 168. There is sufficient square footage to offer at least 7 interest centers at all times.</p> <p>COMMENT:</p>				★★★	V
<p> ? 169. Layout and design of space is conducive to offering at least 7 interest centers at all times.</p> <p>COMMENT:</p>				★★★	V
<p>170. Note here any other comments or observations related to classroom layout.</p> <p>COMMENT:</p>					

MEASUREMENT

 ASK  MEASURE  OBSERVE

IMPACT

A ALL **DC YF** DCYF **RI DE** RIDE **ADA** ADA
 BRIGHTSTARS  BASIC SAFETY  QUALITY

FIX

V VARIES  MAINTENANCE  MINOR RENOVATION/REPAIR
 MAJOR RENOVATION **\$** PURCHASE  ADJUST PRACTICE

SECTION 4 PLAYGROUND

MEASUREMENT

TRUE

FALSE

N/A

IMPACT

FIX

General notes and observations:

MEASUREMENT



ASK



MEASURE



OBSERVE

IMPACT



ALL



DCYF



RIDE



ADA



BRIGHTSTARS



BASIC SAFETY



QUALITY

FIX



VARIES



MAINTENANCE



MINOR RENOVATION/REPAIR



MAJOR RENOVATION



PURCHASE



ADJUST PRACTICE

SECTION 4 PLAYGROUND

CONTINUED

MEASUREMENT

TRUE FALSE N/A IMPACT FIX

4A. PLAYGROUND LOCATION

In the space below please note the number of playground spaces available, age groups served, and rough square footage of space:



171. Playground is immediately adjacent to classrooms and can be directly accessed from each classroom.

COMMENT:



V



172. Playground is adjacent to some, but not all, classrooms.

COMMENT:



V



173. Playground is conveniently located and accessed from common area (e.g., door in hallway).

COMMENT:



V



174. Playground can be accessed safely by crossing through a secure area.

COMMENT:

A

V



175. Access to playground requires crossing potentially unsafe area (e.g., street, parking lot, etc.).

COMMENT:

A

V



176. Playground is located directly adjacent to a parking lot and there are no safety features (other than fencing) separating parking from playground.

COMMENT:

A

V

MEASUREMENT










IMPACT

FIX



SECTION 4 PLAYGROUND

CONTINUED

MEASUREMENT		TRUE	FALSE	N/A	IMPACT	FIX
	177. Playground is located directly adjacent to a parking lot and cement bollards are in place for added safety. COMMENT:				A	V
	178. Playground is located directly adjacent to roadway and there are no safety features (other than fencing) separating playground from road. COMMENT:				A	V
	179. Playground is located directly adjacent to roadway and cement bollards are in place for added safety. COMMENT:				A	V
	180. Note here any other comments or observations related to playground location. COMMENT:					
4B. FENCING						
	181. Playground is securely fenced. COMMENT:				DC YF	
	182. Fencing meets 4-foot requirement. COMMENT:				DC YF	
	183. Fencing is free of large gaps that could cause entrapment or other safety concerns. COMMENT:				A	

MEASUREMENT

 ASK  MEASURE  OBSERVE

IMPACT












A ALL **DC YF** DCYF **RI DE** RIDE **ADA** ADA
 BRIGHTSTARS  BASIC SAFETY  QUALITY

FIX

V VARIES  MAINTENANCE  MINOR RENOVATION/REPAIR
 MAJOR RENOVATION **\$** PURCHASE  ADJUST PRACTICE

SECTION 4 PLAYGROUND

CONTINUED

MEASUREMENT		TRUE	FALSE	N/A	IMPACT	FIX
	<p>184. Fencing is free of sharp or protruding sections. COMMENT:</p> <p>185. Note here any other comments or observations related to fencing. COMMENT:</p>				<p>A</p>	
	<p>4C. SURFACING</p> <p> 186. Playground contains a varied mixture of 3 or more surfacing types. COMMENT:</p> <p> 187. Playground has a suitable area of surfacing for children to ride tricycles, riding toys. COMMENT:</p> <p> 188. Surfacing used in fall zones meets safety standards. (Measure depths for any loose fill fall zones and note depth measurements below.) COMMENT:</p> <p>189. Note here any other comments or observations related to surfacing. COMMENT:</p>				<p></p> <p></p> <p>A</p>	<p></p> <p></p> <p> </p>

MEASUREMENT

 ASK
  MEASURE
  OBSERVE

IMPACT








A ALL
 DC YF DCYF
 RI DE RIDE
 ADA ADA
  BRIGHTSTARS
  BASIC SAFETY
  QUALITY

FIX

V VARIES
  MAINTENANCE
  MINOR RENOVATION/REPAIR
  MAJOR RENOVATION
  PURCHASE
  ADJUST PRACTICE

SECTION 4 PLAYGROUND

CONTINUED

MEASUREMENT		TRUE	FALSE	N/A	IMPACT	FIX
	<p>4D. SAFETY</p> <p>(Refer to specific guidance and measurements provided in the U.S. Consumer Safety Protection Council's Handbook for Public Playground Safety for additional details on exact allowable measurements based on specific age and use.)</p>					
	<p>190. Space is free of debris and other obvious hazards such as trash, glass, metal, animal waste. (If not, list types of hazards observed.)</p> <p>COMMENT:</p>				!	
	<p>191. Use zones around large equipment are appropriately sized (6–9 feet, depending on adjacent use).</p> <p>COMMENT:</p>				A	V
	<p>192. Play structures more than 30 inches in height are placed at least 9 feet apart.</p> <p>COMMENT:</p>				A	V
	<p>193. Swing axis zone is appropriate with protective surfacing extending, in back and front, twice the height of the suspension bar. (Refer to diagram in CSPC Handbook.)</p> <p>COMMENT:</p>				A	V
	<p>194. Height and chute exit regions of slides are appropriate. (Refer to diagram in CSPC Handbook.)</p> <p>COMMENT:</p>				A	V
	<p>195. Height of equipment is age appropriate. (Refer to charts contained in CSPC Handbook.)</p> <p>COMMENT:</p>				A	V

MEASUREMENT



IMPACT















FIX



SECTION 4 PLAYGROUND

CONTINUED

MEASUREMENT		TRUE	FALSE	N/A	IMPACT	FIX
	196. Equipment type (intended use) is age appropriate. (Refer to CSPC Handbook, look for labeling on equipment, and/or ask to view paperwork related to intended age usage.) COMMENT:				A	V
	197. Obsolete equipment is present on playground. (This includes fulcrum-type teeter-totters, open center merry-go-rounds, box-like jungle gyms, slides of platforms that are over 6 feet high, wooden swing seats, cast aluminum/heavy plastic animal swings, or any type of equipment that by age and design is not safe for use on public playground.) COMMENT:				A	V
	198. S-hooks are closed. COMMENT:				A	
	199. Chains are in good condition. COMMENT:				A	
	200. Equipment is free of protruding bolts. COMMENT:				A	
	201. Equipment is free of sharp points or edges. COMMENT:				A	
	202. Elevated surfaces, like platforms and ramps, have guardrails to prevent falls. COMMENT:				A	

MEASUREMENT

 ASK  MEASURE  OBSERVE

IMPACT













A ALL **DC YF** DCYF **RI DE** RIDE **ADA** ADA
 BRIGHTSTARS  BASIC SAFETY  QUALITY

FIX

V VARIES  MAINTENANCE  MINOR RENOVATION/REPAIR
 MAJOR RENOVATION **\$** PURCHASE  ADJUST PRACTICE

SECTION 4 PLAYGROUND

CONTINUED

MEASUREMENT		TRUE	FALSE	N/A	IMPACT	FIX
	<p>203. Entrapment hazards are noted (opening greater than 3.5 inches but less than 9 inches).</p> <p>COMMENT:</p>				A	V
	<p>204. Pressure-treated wood structures built before 2005 are used.</p> <p>COMMENT:</p>				!	
	<p>205. There is documentation that any pressure-treated wood structures built before 2005 have been treated with an oil-based sealant within the past two years.</p> <p>COMMENT:</p>				!	
	<p>206. Space is designed so that teachers have good visibility of children at all times.</p> <p>COMMENT:</p>				A	
	<p>207. Space has sufficient shade.</p> <p>COMMENT:</p>				A	
	<p>208. Space has sufficient drainage.</p> <p>COMMENT:</p>				 RI DE	V
	<p>209. Space is free of tripping hazards (e.g., exposed concrete footings, tree stumps, rocks, etc.).</p> <p>COMMENT:</p>				A	V

MEASUREMENT



IMPACT











FIX



SECTION 4 PLAYGROUND

CONTINUED

MEASUREMENT		TRUE	FALSE	N/A	IMPACT	FIX
	<p>210. Note here any other comments or observations related to playground space.</p> <p>COMMENT:</p>					
	<p>4E. PLAYGROUND QUALITY</p>					
	<p>211. Secure and convenient storage for outdoor material enables teachers to introduce loose parts, games, and other activities to outdoor play time.</p> <p>COMMENT:</p>					
	<p>212. Space is large enough to encourage active gross motor play. (Observe whether children are able to freely run and engage in active games without excessive cross-over into fall/use zones.)</p> <p>COMMENT:</p>				 RI DE	V
 	<p>213. There is easy access to running water outside.</p> <p>COMMENT:</p>					V

MEASUREMENT

 ASK  MEASURE  OBSERVE

IMPACT







A ALL **DC YF** DCYF **RI DE** RIDE **ADA** ADA
 BRIGHTSTARS  BASIC SAFETY  QUALITY

FIX




V VARIES  MAINTENANCE  MINOR RENOVATION/REPAIR
 MAJOR RENOVATION **\$** PURCHASE  ADJUST PRACTICE

SECTION 4 PLAYGROUND





CONTINUED




MEASUREMENT		TRUE	FALSE	N/A	IMPACT	FIX
 	<p>214. Playground incorporates the following elements:</p> <ul style="list-style-type: none"> • Appropriate area for riding toys • Age-appropriate climbing/upper-body equipment • Swings • Slide(s) • Sand play • Water play • Dramatic play area with props and enclosure (e.g., canopy, play house, tent) • Art area with outdoor easels or chalk surfaces, tables or other flat surfaces • Area for block and building activities • Area to rest or do quiet activities • Gardening area • Trees, shrubs, and child-safe plants • Other natural features (e.g., tree stumps, boulders, bird houses, etc.) <p>COMMENTS:</p> <p>215. Note here any other comments or observations related to playground features.</p> <p>COMMENTS:</p>				  	

MEASUREMENT

 ASK  MEASURE  OBSERVE

IMPACT

 ALL  DCYF  RIDE  ADA

 BRIGHTSTARS  BASIC SAFETY  QUALITY

FIX

 VARIES  MAINTENANCE  MINOR RENOVATION/REPAIR

 MAJOR RENOVATION  PURCHASE  ADJUST PRACTICE

SECTION 4 PLAYGROUND

CONTINUED

MEASUREMENT

TRUE

FALSE

N/A

IMPACT

FIX

4F. PLAYGROUND ACCESSIBILITY



216. Playground provides activities suitable for children with disabilities.

COMMENT:

ADA



217. Large equipment is accessible.

COMMENT:

ADA



218. Playground surfacing meets American Society for Testing and Materials (ASTM) ADA guidelines. (The following are examples of ADA compliant surfacing: poured-in-place rubber, some rubber tiles, artificial turf, grass/dirt, asphalt, concrete, rubber mulch, engineered wood fiber. The following are examples of surfacing materials that are not ADA compliant: sand, pea stone, wood mulch.)

COMMENT:

ADA



219. Note here any other comments or observations related to playground accessibility.

COMMENT:

MEASUREMENT



ASK



MEASURE



OBSERVE

IMPACT



ALL



DCYF



RIDE



ADA



BRIGHTSTARS



BASIC SAFETY



QUALITY

FIX



VARIES



MAINTENANCE



MINOR RENOVATION/REPAIR



MAJOR RENOVATION



PURCHASE



ADJUST PRACTICE

SECTION 5 SAFETY AND ENVIRONMENTAL

MEASUREMENT

TRUE

FALSE

N/A

IMPACT

FIX

General notes and observations:

MEASUREMENT



ASK



MEASURE



OBSERVE

IMPACT



ALL



DCYF



RIDE



ADA



BRIGHTSTARS



BASIC SAFETY



QUALITY

FIX



VARIES



MAINTENANCE



MINOR RENOVATION/REPAIR



MAJOR RENOVATION



PURCHASE



ADJUST PRACTICE

SECTION 5 SAFETY AND ENVIRONMENTAL

CONTINUED

MEASUREMENT		TRUE	FALSE	N/A	IMPACT	FIX
	5A. LIFE SAFETY					
	220. Center passed a recent fire inspection. (Ask to see inspection documentation and list date of inspection in the Comment section.) COMMENT:				DC YF	
?	221. Center has an emergency preparedness plan. (Ask to see the plan.) COMMENT:				! RI DE	
?	222. Center has an emergency preparedness plan coordinated with city/town. COMMENT:				!	
?	223. Center conducts regular fire drills. (Ask to see a log or other evidence.) COMMENT:				A	
?	224. Building allows for lock-down procedures if needed. COMMENT:				! RI DE	V
?	225. Building could serve as a shelter if needed. COMMENT:				! RI DE	V
	226. Note here any other comments or observations related to life safety. COMMENT:					

MEASUREMENT

- ? ASK
- MEASURE
- OBSERVE

IMPACT






- A ALL
- DC YF DCYF
- RI DE RIDE
- ADA ADA
- ★ BRIGHTSTARS
- ! BASIC SAFETY
- 🏆 QUALITY

FIX

- V VARIES
- MAINTENANCE
- MINOR RENOVATION/REPAIR
- MAJOR RENOVATION
- \$ PURCHASE
- ADJUST PRACTICE

SECTION 5 SAFETY AND ENVIRONMENTAL

CONTINUED

MEASUREMENT		TRUE	FALSE	N/A	IMPACT	FIX
5B. ENVIRONMENTAL INSPECTIONS						
 ?	227. Building is free of lead. (Ask to see documentation and list date of inspection in the Comment section.) COMMENT:				DC YF	V
 ?	228. Building is free of radon. (Ask to see documentation and list date of inspection in the Comment section.) COMMENT:				DC YF	V
 ?	229. There is evidence that building has been inspected by certified asbestos inspector. (Ask to see documentation and list date of inspection in the Comment section.) COMMENT:				DC YF	V
?	230. There is evidence building is free of asbestos. COMMENT:				DC YF	V
 ?	231. OSHA inspection has been conducted. (Ask to see documentation and list date of inspection in the Comment section.) COMMENT:				! RI DE	👤
 ?	232. Water comes from municipal source. COMMENT:				DC YF	V

MEASUREMENT

? ASK  MEASURE  OBSERVE

IMPACT

A ALL **DC YF** DCYF **RI DE** RIDE **ADA** ADA
 BRIGHTSTARS  BASIC SAFETY  QUALITY

FIX

V VARIES  MAINTENANCE  MINOR RENOVATION/REPAIR
 MAJOR RENOVATION **\$** PURCHASE  ADJUST PRACTICE

SECTION 5 SAFETY AND ENVIRONMENTAL

CONTINUED

MEASUREMENT		TRUE	FALSE	N/A	IMPACT	FIX
?	<p>233. Where well water is used, health department certified that water is okay for drinking. (Ask to see documentation and list date of test in the Comment section.)</p> <p>COMMENT:</p> <p>234. Note here any other comments or observations related to environmental regulations.</p> <p>COMMENT:</p>				DC YF	V
5C. AIR QUALITY/TOXINS						
🔍 ?	<p>235. Each room can be ventilated via ventilation system or opened door(s)/window(s) to clear odors or concentrations of toxins or harmful particles.</p> <p>COMMENT:</p>				! RI DE	👤
🔍 ?	<p>236. Center has integrated pest management plan to manage pest infestations while minimizing human exposure to toxins. (Ask to see documentation and list date of last treatment in the Comment section.)</p> <p>COMMENT:</p>				!	👤
🔍 ?	<p>237. Center uses only nontoxic landscaping products.</p> <p>COMMENT:</p>				!	👤
?	<p>238. Center takes steps to minimize asthma triggers in environment (i.e., no scented products, uses HEPA filters, etc.).</p> <p>COMMENT:</p>				!	👤

MEASUREMENT



IMPACT













FIX



SECTION 5 SAFETY AND ENVIRONMENTAL

CONTINUED

MEASUREMENT		TRUE	FALSE	N/A	IMPACT	FIX
	<p>239. Note here any other comments or observations related to air quality/exposure to toxins.</p> <p>COMMENT:</p>					
	<p>5D. CLEANING PRACTICES</p>					
 ?	<p>240. Center is cleaned professionally on a regular basis.</p> <p>COMMENT:</p>				!	
 ?	<p>241. Center can demonstrate that only EPA-approved cleaning solutions are used (bottles must have designation number on label) and in accordance with product instructions.</p> <p>COMMENT:</p>				A	
 ?	<p>242. Where bleach and water solution is used, concentration meets guidelines of “Caring for our Children.”</p> <p>COMMENT:</p>				A	
	<p>243. Center appears to be clean.</p> <p>COMMENT:</p>				A	
	<p>244. Center has provisions for regular cleaning of ventilation systems. (Indicate the date for the most recent service in the Comment section).</p> <p>COMMENT:</p>				!	

MEASUREMENT



IMPACT






FIX



SECTION 5 SAFETY AND ENVIRONMENTAL

CONTINUED

MEASUREMENT		TRUE	FALSE	N/A	IMPACT	FIX
	<p>245. Center has provisions for deep cleaning (i.e., rug cleaning, deep floor cleaning, etc.) on a periodic basis. (Indicate the date for the most recent service in the Comment section.)</p> <p>COMMENT:</p> <p>246. Note here any other comments or observations related to cleaning practices.</p> <p>COMMENT:</p>					

MEASUREMENT

 ASK  MEASURE  OBSERVE

IMPACT

 ALL  DCYF  RIDE  ADA

 BRIGHTSTARS  BASIC SAFETY  QUALITY

FIX

 VARIES  MAINTENANCE  MINOR RENOVATION/REPAIR

 MAJOR RENOVATION  PURCHASE  ADJUST PRACTICE

SECTION 6 BUILDING SYSTEMS AND SUPPORTS

MEASUREMENT

TRUE

FALSE

N/A

IMPACT

FIX

General notes and observations:

MEASUREMENT



ASK



MEASURE



OBSERVE

IMPACT



ALL



DCYF



RIDE



ADA



BRIGHTSTARS



BASIC SAFETY



QUALITY

FIX



VARIES



MAINTENANCE



MINOR RENOVATION/REPAIR



MAJOR RENOVATION



PURCHASE



ADJUST PRACTICE

SECTION 6 BUILDING SYSTEMS AND SUPPORTS

CONTINUED



SITE VISIT TOOL

MEASUREMENT		TRUE	FALSE	N/A	IMPACT	FIX
6A. BUILDING SYSTEMS						
?	247. Heating system is in good working order. COMMENT:				A	V
?	248. Center has working central air-conditioning. COMMENT:					V
?	249. Septic system is in good working order. COMMENT:				!	
?	250. Circuit breakers are not thrown regularly because of overloads to system. COMMENT:				!	V
	251. Note here any other comments or observations related to building systems. COMMENT:					

MEASUREMENT



IMPACT



FIX



SECTION 6 BUILDING SYSTEMS AND SUPPORTS

CONTINUED



SITE VISIT TOOL

MEASUREMENT	TRUE	FALSE	N/A	IMPACT	FIX
6B. SUPPORT SYSTEMS					
?	252. The center has a telephone system that meets programmatic needs.				
COMMENT:					
?	253. The center has a sufficient number of computers to meet program needs.				
COMMENT:					
?	254. The kitchen meets programmatic needs.				V
COMMENT:					
255. Note here any other comments or observations related to support systems.					
COMMENT:					

MEASUREMENT



IMPACT



FIX



Based on your assessment, and the degree of renovations that may be needed to bring facility into full compliance, do you believe this facility should receive a follow-up visit by a building professional? (If yes, explain.)

Based on your assessment, do you feel the facility playground(s) should be inspected by a Certified Playground Inspector for additional data? (If yes, explain.)

Based on your assessment and interview, do you believe this facility has a group size issue? If so, describe below and indicate if fixing this issue requires structural renovations, addition of equipment/dividers, or reduction in enrollment.



RHODE ISLAND EARLY LEARNING FACILITY NEEDS ASSESSMENT

SITE VISIT TOOL

Rhode Island Child Care Facilities Fund

146 Clifford Street, Providence, RI 02903

Telephone: 401.331.0131

Website: www.ricclfff.org

A Project of LISC

Local Initiatives Support Corporation

Website: www.lisc.org

The RICCF provides the capital and technical expertise that child care programs need to improve the quality and capacity of their physical space.

Tool Development:

Originally developed in 2014 by Cindy Larson, LISC, with assistance and input by Anne Connery, LISC and Megan Ressler, LISC

Updated by the LISC Rhode Island Child Care Team, Erin Cox, AIA (lead) in partnership with studioMLA Architects in 2019

Editor:

Carol Rose

Tool Design:

Brian Boyle, CrossTrainer Learning

This publication was made possible by the U.S. Department of Education funded Rhode Island Race to the Top Early Learning Challenge Grant and Grant Number 90TP0027 from the Office of Child Care, Administration for Children and Families, U.S. Department of Health and Human Services.

Its contents are solely the responsibility of the authors and do not necessarily represent the official views of the Office of Child Care, the Administration for Children and Families, or the U.S. Department of Health and Human Services.